


Aransas County Treasurer's Report
3rd Quarter Ending September 30, 2011

The Treasurer's Quarterly Investment Report includes all activity and positions for the 3rd Quarter, 2011.

The total of all cash and investments that are in the custody of the County Treasurer at the time of this report is:

\$18,390,053.46

Therefore, I, ALMA CARTWRIGHT, County Treasurer of Aransas County, Texas, who being fully sworn and subscribed before the County Judge and the County Commissioners of said Aransas County, state that the within and foregoing report is true and correct to the best of my knowledge. Filed with accompanying reports, in open **Regular Session Commissioners' Court**, on this date, **October 26, 2011**.


Alma Cartwright, County Treasurer

Commissioners' Court having reviewed the Treasurer's Report as presented, having taken reasonable steps to ensure its accuracy and based upon presentations of the Treasurer's Office approve the report, and request that it be filed with the official minutes of this meeting. {LGC 114.026(c)}

WITNESS OUR HANDS, officially this 26th day of October, 2011.

C.H. "Burt" Mills, Jr., County Judge

Jack Chaney, Commissioner Pct 1

Leslie Casterline, Commissioner Pct 2

Charles Smith, Commissioner Pct 3

Russel Cole, Commissioner Pct 4

FILED FOR RECORD this 26th day of October, 2011 and recorded the _____ day of _____, 2011.

Peggy L. Friebele, County Clerk



Alma Cartwright, County Treasurer
301 N Live Oak, Rockport, Texas 78382
361-790-0132 Fax: 361-790-0165
acartwright@aransascounty.org

TO: Aransas County Commissioners' Court
DATE: October 26, 2011
RE: Aransas County Quarterly Investment Report-3rd Qtr 2011

This report includes information on quarterly cash and investment activity, cumulative interest earned, interest accrued, investment maturities and yields, portfolio allocations, as well as a three-year comparison of cash and investment position by type and by fund, for the quarter ended September 30, 2011.

I am presently investing Aransas County funds in FDIC insured certificates of deposit (CDs) through one of our approved Broker/Dealers, Wells Fargo Securities and will continue to move funds from our authorized governmental investment pools (Cash Account Trust and TexPool) in a structured manner, leaving sufficient funds in these pools to provide liquidity for management of current cash flows. Recent legislature changes and changes approved in the County's Investment Policy in September has opened a wide door for the purchase of CDs outside of local banks, and I feel it is the County's best strategy at this time.


My ongoing plan for the General Fund is to create a ladder of investments in CDs from 2 year maturity dates down to 3 and 6 month maturity dates, obligating only 2 million of the County's reserves with the longer term maturities.

The County received the 5.5 million Flood Project bond money in mid September and I also have drafted a ladder of investments according to the projected cash flow plan that was discussed with David Reid. Since this project will span over 3 years, I plan to invest 1 million with a 2 year maturity, 3 million with a 1 year maturity, and step downwards with the remaining funds, again leaving sufficient current cash flow funds liquid in the investment pools.

Although the going rates for CDs are not very appealing, they will still substantially exceed those of the investment pools. Therefore, I will continue the strategy of favoring CDs over investment pools, if or until interest rates favor the other.

This report is made in accordance with the provisions of Government Code 2256, The Public Funds Investment Act. The investments in the County's portfolio comply with the Public Funds Investment Act and with the County's Investment Policy.

Prepared and Submitted by:


Alma Cartwright, County Treasurer
Aransas County Investment Officer

Submitted to Commissioners' Court October 26, 2011.

ARANSAS COUNTY INVESTMENT PORTFOLIO

3rd Quarter 2011 Ending 9/30/11

Total All Funds/All Investment Types	Beginning Balance 1/1/11	Ending Balance 3/31/11	Ending Balance 6/30/11	Ending Balance 9/30/11	Ending Balance 12/31/11
Operating Funds	10,642,184.37	13,508,264.32	12,367,016.11	10,837,664.95	
CO's 2003 I&S	738,551.77	631,728.92	678,473.88	541,546.73	
CO's 2007 I&S	165,689.03	144,164.98	158,385.21	157,226.87	
CO's 2009 I&S	196,383.01	190,668.46	212,277.43	132,911.52	
2009 Capital Projects	1,781,318.01	1,480,224.85	1,388,531.91	992,484.45	
CO's 2011 Flood I&S	0.00	0.00	0.00	20,423.08	
2011 Flood Capital Projects	0.00	0.00	0.00	5,500,000.00	
Venue Tax Account	15,233.43	21,003.09	79,050.89	207,795.86	
	13,539,359.62	15,976,054.62	14,883,735.43	18,390,053.46	0.00

	2011 Interest Earned	2011 Interest Budgeted	Percent of Budget
1st Qtr	11,269.78		
2nd Qtr	6,677.23		
3rd Qtr	23,684.46		
4th Qtr			
	41,631.47		
Accrued	4,188.36		
	45,819.83	50,850.00	90.108%

Investments Detailed	Book Value 6/30/11	Deposits 7/1/11 to 9/30/11	Interest Credited 7/1/11 to 9/30/11	Withdrawals 7/1/11 to 9/30/11	Book Value 09/30/11	Percent of Portfolio	Maturity	Avg. Yield	Accrued Interest	Interest Earned prior periods	YTD Interest Earned
OPERATING FUNDS											
American Bank	1,451,977.13	7,497,516.12	0.00	7,916,305.05	1,033,188.20	5.62%			0.00	0.00	0.00
TexPool	5,409,213.33	0.00	1,012.95	1,600,000.00	3,810,226.28	20.72%	Daily	0.0900%	300.52	2,624.83	3,938.30
Cash Account Trust	4,505,825.65	0.00	424.82	510,000.00	3,996,250.47	21.73%	Daily	0.0300%	107.76	1,506.49	2,039.07
FHLMC #313461SD7	0.00	0.00	0.00	0.00	0.00				0.00	5,117.50	5,117.50
IBC Bank CD#2910129438	250,000.00	0.00	0.00	0.00	250,000.00	1.36%	3/26/12	0.8500%	1094.52	3,750.00	4,844.52
Prosperity Bank CD#89000864	250,000.00	0.00	623.97	623.97	250,000.00	1.36%	4/29/12	1.0000%	429.27	1,248.30	2,301.54
First Victoria Bank CD#99090465	250,000.00	0.00	0.00	0.00	250,000.00	1.36%	9/29/12	0.6500%	1,375.00	0.00	1,375.00
Charter Bank CD#21314	250,000.00	0.00	623.07	623.07	250,000.00	1.36%	1/25/12	0.3500%	151.03	2,875.86	3,649.96
Ally Bank UT CD#02005QSP9	0.00	248,000.00	(10.87)	(10.87)	248,000.00	1.35%	8/19/13	0.8000%	239.17	0.00	228.30
Discover Bank DE CD#254670Q39	0.00	250,000.00	(10.27)	(10.27)	250,000.00	1.36%	8/19/13	0.7500%	226.03	0.00	215.76
Goldman Sachs Bank NY CD#381426K8	0.00	250,000.00	0.00	0.00	250,000.00	1.36%	9/3/13	0.8000%	164.38	0.00	164.38
BMW Bank N America CD#05568PR25	0.00	250,000.00	0.00	0.00	250,000.00	1.36%	8/17/12	0.3500%	100.68	0.00	100.68
Various Interest other Offices			394.37							16.45	410.82
Operating Funds - Total Detailed	12,367,016.11	8,495,516.12	3,058.04	10,027,530.95	10,837,664.95	58.93%		0.5670%	4,188.36	17,139.43	24,385.83

ARANSAS COUNTY INVESTMENT PORTFOLIO

3rd Quarter 2011 Ending 9/30/11

Investments Detailed	Book Value 6/30/11	Deposits 7/1/11 to 9/30/11	Interest Credited 7/1/11 to 9/30/11	Withdrawals 7/1/11 to 9/30/11	Book Value 09/30/11	Percent of Portfolio	Maturity	Avg. Yield	Accrued Interest	Interest Earned prior periods	YTD Interest Earned
CO's 2003 I&S											
American Bank	78,672.95	119,257.96	0.00	186,240.61	11,690.30	0.06%				0.00	0.00
Cash Account Trust	599,800.93	0.00	55.50	70,000.00	529,856.43	2.88%	Daily	0.0300%		202.66	258.16
CO's 2003 I&S - Total Detailed	678,473.88	119,257.96	55.50	256,240.61	541,546.73	2.94%		0.0300%	0.00	202.66	258.16
CO's 2007 I&S											
American Bank	24,118.70	61,424.03	0.00	62,595.00	22,947.73	0.12%				0.00	0.00
Cash Account Trust	134,266.51	0.00	12.63	0.00	134,279.14	0.73%	Daily	0.0300%		44.92	57.55
CO's 2007 I&S - Total Detailed	158,385.21	61,424.03	12.63	62,595.00	157,226.87	0.85%		0.0300%	0.00	44.92	57.55
CO's 2009 I&S											
American Bank	68,104.96	27,708.25	0.00	90,087.50	5,725.71	0.03%				0.00	0.00
Cash Account Trust	144,172.47	0.00	13.34	17,000.00	127,185.81	0.69%	Daily	0.0300%		49.43	62.77
CO's 2009 I&S - Total Detailed	212,277.43	27,708.25	13.34	107,087.50	132,911.52	0.72%		0.0300%	0.00	49.43	62.77
2009 CAPITAL PROJECTS											
American Bank	5,077.38	410,000.00	0.00	396,169.33	18,908.05	0.10%				0.00	0.00
Cash Account Trust	1,383,454.53	0.00	121.87	410,000.00	973,576.40	5.29%	Daily	0.0300%		510.57	632.44
2009 Capital Projects - Total Detailed	1,388,531.91	410,000.00	121.87	806,169.33	992,484.45	5.40%		0.0300%	0.00	510.57	632.44
CO's 2011 FLOOD I&S											
American Bank	0.00	0.00	20,423.08	0.00	20,423.08	0.11%				0.00	20,423.08
CO's 2011 Flood I&S - Total Detailed	0.00	0.00	20,423.08	0.00	20,423.08	0.11%			0.00	0.00	20,423.08
2011 FLOOD CAPITAL PROJECTS											
American Bank	0.00	1,029,000.00	0.00	509,000.00	520,000.00	2.83%				0.00	0.00
Cash Account Trust	0.00	5,500,000.00	0.00	1,020,000.00	4,480,000.00	24.36%	Daily	0.0300%		0.00	0.00
Illini Bank CD#451769AH6	0.00	250,000.00	0.00	0.00	250,000.00	1.36%	1/30/12	0.1500%	-	0.00	0.00
Farmers & Merchants Bank CD#307812HE0	0.00	250,000.00	0.00	0.00	250,000.00	1.36%	7/30/12	0.2500%	-	0.00	0.00
2011 Flood Capital Projects - Total Detailed	0.00	7,029,000.00	0.00	1,529,000.00	5,500,000.00	29.91%		0.1433%	0.00	0.00	0.00
VENUE TAX ACCOUNT											
American Bank	79,050.89	145,581.55	0.00	16,836.58	207,795.86	1.13%				0.00	0.00
Venue Tax Account - Total Detailed	79,050.89	145,581.55	0.00	16,836.58	207,795.86	1.13%			0.00	0.00	0.00
									4,188.36	17,947.01	45,819.83

ARANSAS COUNTY INVESTMENT PORTFOLIO

3rd Quarter 2011 Ending 9/30/11

Total Investments by Investment Type	Book Value 6/30/11	Deposits 7/1/11 to 9/30/11	Interest Credited 7/1/11 to 9/30/11	Withdrawals 7/1/11 to 9/30/11	Book Value 09/30/11	Investment Type	% of Portfolio
American Bank	1,707,002.01	9,290,487.91	20,423.08	9,177,234.07	1,840,678.93	Depository Bank	10.01%
TexPool	5,409,213.33	0.00	1,012.95	1,600,000.00	3,810,226.28	Pools-Operating Funds	42.45%
Cash Account Trust	6,767,520.09	5,500,000.00	628.16	2,027,000.00	10,241,148.25	Pools-Bond Funds	33.96%
CD's	1,000,000.00	1,498,000.00	1,225.90	1,225.90	2,498,000.00	CD's	13.58%
Various Offices			394.37				
	14,883,735.43	16,288,487.91	23,684.46	12,805,459.97	18,390,053.46		

Comparative Rates	4th Qtr 2009	1st Qtr 2010	2nd Qtr 2010	3rd Qtr 2010	4th Qtr 2010	1st Qtr 2011	2nd Qtr 2011	3rd Qtr 2011	4th Qtr 2011
Aransas County - Average Earned	0.880%	0.870%	0.870%	0.880%	0.760%	0.600%	0.530%	0.567%	
13 Week Treasury Bill	0.076%	0.100%	0.150%	0.157%	0.142%	0.101%	0.031%	0.023%	
6 Month Treasury Bill	0.188%	0.190%	0.190%	0.188%	0.183%	0.131%	0.102%	0.053%	
12 Month Treasury Bill	0.437%	0.350%	0.300%	0.249%	0.269%	0.275%	0.183%	0.104%	
24 Month Treasury Bill	1.139%	0.910%	0.570%	0.408%	0.593%	0.821%	0.458%	0.245%	
60 Month Treasury Bill	2.677%	2.420%	1.640%	1.247%	2.009%	2.263%	1.761%	0.953%	
Cash Account Trust-Average	0.120%	0.060%	0.070%	0.080%	0.040%	0.070%	0.060%	0.030%	
TexPool-Average	0.210%	0.160%	0.190%	0.220%	0.190%	0.150%	0.090%	0.080%	


ARANSAS COUNTY INVESTMENT PORTFOLIO

3rd Quarter 2011 Ending 9/30/11

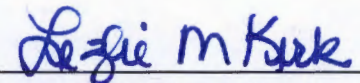
Cash & Investment Position - 3 Year Comparison

Fund	Fund #	Balance 9/30/09	Balance 9/30/10	Balance 9/30/11
General Fund	120	3,526,979.69	4,366,143.53	5,493,600.08
Unclaimed Property Fund	140	4,963.80	1,353.33	1,360.65
Payroll Fund	150	163,295.77	83,395.13	107,477.06
Road & Bridge Fund	200	2,075,548.43	2,260,849.83	2,048,475.89
Flood Control Fund	220	420,706.02	860,841.45	954,825.29
Hotel/Motel Tax Fund	280	383,512.19	495,277.89	474,542.65
County Clerk Records Archive Fee	350	168,326.35	197,433.03	197,905.08
County Child Abuse Prevention	370	341.02	462.97	522.33
County Attorney Hot Check Fund	380	988.09	3,985.63	6,142.33
District Clerk Records Management	390	14,938.63	17,424.91	19,814.86
Mosquito Control Fund	400	67,178.59	161,721.20	113,078.24
Library Fund	410	49,525.06	68,313.14	59,852.67
Credit Card Clearing Fund	420	3,206.00	3,431.50	420.00
Capital Projects (Grants) Fund	430	(10,287.53)	4,741.62	(164,324.10)
Special Contingency Fund	440	80,948.20	84,191.57	87,490.66
County Clerk Records Management	450	148,693.31	139,342.72	131,107.23
OMNI	460	2,796.94	3,314.00	3,175.71
Law Library	470	39,815.61	43,730.58	47,590.57
Courthouse Security Fund	480	31,077.07	18,804.63	7,520.64
County Wide Record Management	490	140,378.24	150,930.83	161,843.06
Airport Fund	500	448,920.01	526,108.50	529,392.28
Indigent Health Care	520	63,091.12	9,884.61	40,868.46
Aransas County Assistance Program	530	16,971.92	30,884.64	40,621.32
ARRA Grant	540	(14,213.76)	(322.18)	0.00
Health Care Sales Tax Fund	550	284,139.81	73,793.62	50,802.24
Pre Trial Intervention Program	560	xxxxxxxx	xxxxxxxx	14,850.00
Title IV-D Child Support	570	10,511.10	10,511.10	10,511.10
Out of County Juvenile Detention	580	348.52	348.52	348.52
Road Bond I&S	600	66.62	74.31	97.61
Court Reporter Service Fee Fund	610	46,599.30	54,296.73	60,697.88
Chapter 19 Voter Registration	650	(100.45)	1,350.00	0.00
Officers Fee Accounts	660	145,727.00	131,811.45	97,761.30
Juvenile Case Management Fund	670	19,943.04	23,890.02	21,779.43
DEA Forfeiture Fund	680	69,624.61	56,906.96	67,921.96
Fire Dept Capital Projects	700	0.00	0.00	0.00
Commissary Profit Fund	720	147,209.13	107,812.84	xxxxxxxx
Right of Way Purchase	730	0.00	0.00	0.00
Appellate Judicial System Fund	740	7,325.80	8,167.45	9,314.79
Special Forfeiture Fund	800	581.37	6,415.25	7,167.23
County & District Court Tech Fund	810	xxxxxxxx	296.32	1,149.58
Technology Fund	820	82,658.04	96,772.09	93,350.65
District Court Records Tech Fund	830	xxxxxxxx	640.05	1,697.33
Court Record Preservation Fund	840	xxxxxxxx	3,534.08	9,462.20
Civil Process Fund	850	5,738.45	6,948.45	6,048.45
Advance Tax Collections	890	0.00	0.00	0.00
Escheat (State)	910	776.37	1,589.45	0.00
Teclose Training Fund	960	38,456.69	31,890.98	21,401.72
CO's 2011 Flood I&S	230	xxxxxxxx	xxxxxxxx	20,423.08
2011 Flood Capital Projects	240	xxxxxxxx	xxxxxxxx	5,500,000.00
Venue Tax Fund	290	xxxxxxxx	xxxxxxxx	207,795.86
CO's 2011 Venue I&S	300	xxxxxxxx	xxxxxxxx	xxxxxxxx
2011 Venue Capital Projects	310	xxxxxxxx	xxxxxxxx	xxxxxxxx
CO's 2003 I&S	620	352,592.54	469,377.55	541,546.73
CO's 2007 I&S	630	64,060.08	82,182.81	157,226.87
CO's 2009 I&S	640	12,304.47	69,368.36	132,911.52
Local Border Security	710	31,648.93	xxxxxxxx	xxxxxxxx
2007 Capital Projects	750	8,403.73	6,368.92	xxxxxxxx
2009 Capital Projects	760	3,728,874.56	2,135,894.53	992,484.45
		12,885,190.48	12,912,486.90	18,390,053.46


	9/30/09	9/30/10	9/30/11
Depository Bank	422,150.57	1,130,769.76	1,840,678.93
Securities	12,463,039.91	11,781,717.84	16,549,374.53
	12,885,190.48	12,912,487.60	18,390,053.46


 Alma Cartwright, County Treasurer

Date: 10-24-11


 Lezlie M. Kirk, County Auditor

Date: 10-24-11


 Darlene Irwin, Chief Deputy Treasurer

Date: 10-24-11

ARANSAS COUNTY

RECEIPTS - DISBURSEMENTS - TRANSFERS - BALANCES
FOR THE PERIOD
JANUARY - DECEMBER

FUND NAME & NUMBER	BEG BALANCE 1/1/2011	RECEIPTS 2011	JE RECEIPTS 2011	TOTAL AVAILABLE	DISBURSEMENTS 2011	JE DISB / MISC 2011	ENDING BALANCE	SECURITIES 9/30/2011	CKG BALANCE 9/30/2011
#120 GENERAL	3,554,752.35	8,893,680.37	2,705,432.33	15,153,865.05	5,239,779.46	4,420,485.51	5,493,600.08	5,191,209.71	302,390.37
#140 UNCLAIMED PROPERTY	894.43	466.22	0.00	1,360.65	0.00	0.00	1,360.65	0.00	1,360.65
#150 PAYROLL	88,572.39	72,222.38	5,018,431.30	5,179,226.07	5,071,749.01	0.00	107,477.06	0.00	107,477.06
#200 ROAD & BRIDGE	1,573,059.68	1,803,772.51	342,612.84	3,719,445.03	856,342.17	814,626.97	2,048,475.89	1,958,715.17	89,760.72
#220 FLOOD CONTROL	832,471.36	439,326.13	192,050.98	1,463,848.45	249,863.94	259,159.22	954,825.29	942,618.85	12,206.44
#280 HOTEL -MOTEL TAX	556,122.58	200,922.90	0.00	757,045.48	282,502.83	0.00	474,542.65	416,201.57	58,341.08
#350 CO CLERK ARCHIVE FEE	207,059.38	22,345.70	0.00	229,405.08	31,500.00	0.00	197,905.08	187,429.60	10,475.48
#370 CHILD ABUSE PREVENTION	498.07	24.26	0.00	522.33	0.00	0.00	522.33	0.00	522.33
#380 CO ATTY HOT CHECK FUND	5,615.46	25,190.22	0.00	30,805.68	24,663.35	0.00	6,142.33	0.00	6,142.33
#390 DIST CLERK REC MGMT	17,975.69	1,839.17	0.00	19,814.86	0.00	0.00	19,814.86	11,800.00	8,014.86
#400 MOSQUITO CONTROL	166,836.17	21,627.28	38,200.35	226,663.80	51,895.21	61,890.35	113,078.24	107,245.02	5,833.22
#410 LIBRARY	69,090.82	8,870.02	100,000.00	177,960.84	38,842.02	79,266.15	59,852.67	49,460.05	10,392.62
#420 CREDIT CARD FUND	1,363.00	227,718.09	0.00	229,081.09	228,661.09	0.00	420.00	0.00	420.00
#430 CAP PROJECTS (GRANTS)	-474,874.64	684,962.61	197,280.00	407,367.97	457,108.82	114,583.25	-164,324.10	0.00	-164,324.10
#440 SPECIAL CONTINGENCY	85,060.05	2,430.61	0.00	87,490.66	0.00	0.00	87,490.66	80,234.89	7,255.77
#450 CO CLERK REC MGMT	138,319.72	22,780.34	0.00	161,100.06	10,239.03	19,753.80	131,107.23	128,739.80	2,367.43
#460 OMNI	3,244.47	4,616.68	0.00	7,861.15	4,609.39	76.05	3,175.71	0.00	3,175.71
#470 LAW LIBRARY	47,502.05	10,136.66	0.00	57,638.71	10,048.14	0.00	47,590.57	35,698.49	11,892.08
#480 COURTHOUSE SECURITY	19,320.04	16,830.71	98.22	36,248.97	4,135.67	24,592.66	7,520.64	4,463.71	3,056.93
#490 CO WIDE REC.MGMT	153,655.89	8,187.17	0.00	161,843.06	0.00	0.00	161,843.06	138,179.76	23,663.30
#500 AIRPORT	494,564.16	915,352.64	0.00	1,409,916.80	773,128.08	107,396.46	529,392.28	346,311.38	183,080.90
#520 INDIGENT HEALTH CARE	24,308.62	44,154.41	380,500.00	448,963.03	408,094.57	0.00	40,868.46	5.00	40,863.46
#530 ASSISTANCE DEPT.	31,303.73	33,890.44	110,000.00	175,194.17	45,561.98	89,010.87	40,621.32	15,000.00	25,621.32
#540 ARRA GRANT	0.00	2,500.00	0.00	2,500.00	2,500.00	0.00	0.00	0.00	0.00
#550 HEALTH CARE SALES TAX	91,805.69	848,516.35	1,500.00	941,822.04	279,519.80	611,500.00	50,802.24	362.48	50,439.76
#560 PRETRIAL INTERVENTION PRO	1,000.00	13,850.00	0.00	14,850.00	0.00	0.00	14,850.00	0.00	14,850.00
#570 TITLE IV-D CHILD SUPPORT	10,511.10	0.00	0.00	10,511.10	0.00	0.00	10,511.10	9,978.48	532.62
#580 OUT OF CO. JUVENILE DETEN	348.52	0.00	0.00	348.52	0.00	0.00	348.52	348.52	0.00
#600 ROAD BOND I&S	97.61	0.00	0.00	97.61	0.00	0.00	97.61	0.00	97.61
#610 COURT REPORTER	56,575.21	6,098.17	0.00	62,673.38	1,975.50	0.00	60,697.88	40,000.00	20,697.88
#650 CHAP 19 VOTER REG	888.67	3,443.87	0.00	4,332.54	3,143.87	1,188.87	0.00	0.00	0.00
#660 OFFICERS FEES	101,823.88	312,413.20	0.00	414,237.08	269,306.68	47,169.12	97,761.30	0.00	97,761.30
#670 JUVENILE CASE MGMT	21,856.32	25,117.20	0.00	46,973.52	5,031.85	20,162.24	21,779.43	14,600.00	7,179.43
#680 DEA FORFEITURE FUND	86,906.96	0.00	0.00	86,906.96	18,985.00	0.00	67,921.96	0.00	67,921.96
#700 FIRE DEPT CAPITAL PROJ	0.00	0.00	116,339.00	116,339.00	116,339.00	0.00	0.00	0.00	0.00
#720 COMMISSARY PROFIT	587.89	663.15	6.06	1,257.10	1,031.57	225.53	0.00	0.00	0.00
#730 RIGHT OF WAY PURCHASE	0.00	0.00	0.00	0.00	0.00	0.00	0.00	0.00	0.00
#740 APPELLATE JUDIAL SYS	8,920.14	2,004.12	0.00	10,924.26	1,609.47	0.00	9,314.79	6,692.42	2,622.37
#800 SPECIAL FORFEITURE	3,476.60	21,480.29	1,264.46	26,221.35	18,977.62	76.50	7,167.23	0.00	7,167.23
#810 CO & DIST COURT TECH FUND	458.62	656.00	34.96	1,149.58	0.00	0.00	1,149.58	0.00	1,149.58
#820 TECH FUND	94,076.76	8,921.94	2,550.00	105,548.70	11,458.02	740.03	93,350.65	93,244.28	106.37
#830 DIST COURT RECORDS TECH	916.30	781.03	0.00	1,697.33	0.00	0.00	1,697.33	0.00	1,697.33
#840 COURT RECORD PRESERV	5,125.20	4,337.00	0.00	9,462.20	0.00	0.00	9,462.20	0.00	9,462.20
#850 CIVIL PROCESS	5,948.45	100.00	0.00	6,048.45	0.00	0.00	6,048.45	5,500.00	548.45
#890 ADVANCE TAX COLLECTIONS	2,527,365.14	0.00	0.00	2,527,365.14	0.00	2,527,365.14	0.00	0.00	0.00
#910 ESCHEAT (STATE)	0.00	0.00	0.00	0.00	0.00	0.00	0.00	0.00	0.00
#960 TECLOSE TRAINING	26,779.84	7,026.87	0.00	33,806.71	5,173.03	7,231.96	21,401.72	20,437.57	964.15
TOTAL OPERATIONS	10,642,184.37	14,719,256.71	9,206,300.48	34,567,741.56	14,523,776.13	9,206,300.48	10,837,664.95	9,804,476.75	1,033,188.20
#230 2011 CO's FLOOD I&S	0.00	20,423.08	0.00	20,423.08	0.00	0.00	20,423.08	0.00	20,423.08
#240 FLOOD CAPITAL PROJECTS	0.00	5,509,000.00	0.00	5,509,000.00	9,000.00	0.00	5,500,000.00	4,980,000.00	520,000.00
#290 VENUE TAX FUND	15,233.43	266,652.15	4,839.44	286,725.02	74,089.72	4,839.44	207,795.86	0.00	207,795.86
#620 CO's 2003 I&S	738,551.77	662,999.46	0.00	1,401,551.23	860,004.50	0.00	541,546.73	529,856.43	11,690.30
#630 CO's 2007 I&S	165,689.03	224,652.84	0.00	390,341.87	233,115.00	0.00	157,226.87	134,279.14	22,947.73
#640 CO's 2009 I&S	196,383.01	289,128.51	0.00	485,511.52	352,600.00	0.00	132,911.52	127,185.81	5,725.71
#760 2009 CAPITAL PROJECTS	1,781,318.01	632.44	0.00	1,781,950.45	789,466.00	0.00	992,484.45	973,576.40	18,908.05
TOTALS	13,539,359.62	21,692,745.19	9,211,139.92	44,443,244.73	16,842,051.35	9,211,139.92	18,390,053.46	16,549,374.53	1,840,678.93

SIGNED:

ALMA CARTWRIGHT, County Treasurer

SIGNED:

LEZLIE M. KIRK, County Auditor

DEBT SERVICE PAYMENTS AND LOANS 2011

NAME OF ISSUE	DUE DATE	CITY PORTION	AIRPORT PORTION	COUNTY PORTION	TOTAL	TOTAL COUNTY LIABILITY
SERIES 2003 CERTIFICATE OF OBLIGATION	2/15/2011	94,258.75		579,181.88	673,440.63	
SERIES 2003 CERTIFICATE OF OBLIGATION	8/15/2011	26,044.38		158,696.25	184,740.63	
					858,181.26	
SERIES 2007 CERTIFICATE OF OBLIGATION	2/15/2011			170,220.00	170,220.00	
SERIES 2007 CERTIFICATE OF OBLIGATION	8/15/2011		54,323.00	8,272.00	62,595.00	
					232,815.00	
SERIES 2009 CERTIFICATE OF OBLIGATION	2/15/2011		31,537.50	230,675.00	262,212.50	
SERIES 2009 CERTIFICATE OF OBLIGATION	8/15/2011			90,087.50	90,087.50	
					352,300.00	
TOTAL COUNTY LIABILITY		120,303.13	85,860.50	1,237,132.63	1,443,296.26	1,322,993.13

County February 2011 Payments
 County August 2011 Payments

1,011,614.38
 311,378.75

Total County Payments

1,322,993.13

Budget Debt Service Payments and Loans 2011

ARANSAS COUNTY TREASURER QUARTERLY REPORT
 ARANSAS COUNTY INDEBTEDNESS
 September 2011

ACCOUNT NAME	ORIGINAL AMOUNT	ORIGINAL DEBT	PAID BY CITY	PAID BY AIRPORT	PAID BY COUNTY	TOTAL PAID	TOTAL INDEBTEDNESS
AC CERT OF OBLIGATION SER 2003 LEC/DETENTION	17,743,034.42	15,241,837.87	932,562.15		5,683,719.04	5,683,719.04	9,558,118.83
AC CERT OF OBLIGATION SER 2007 4TH POD & AIRPORT	4,662,186.83	4,662,186.83		162,998.00	751,308.83	914,306.83	3,747,880.00
AC CERT OF OBLIGATION, SER 2009 EQUIP, BLDGS, AIRPORT	6,915,568.75	6,915,568.75		55,231.25	558,337.50	613,568.75	6,302,000.00
AC Cert of Obligation, Ser 2011 FLOOD	7,724,620.28	7,724,620.28			0.00	0.00	7,724,620.28
TOTALS	37,045,410.28	34,544,213.73	932,562.15	218,229.25	6,993,365.37	7,211,594.62	27,332,619.11



FUNDS MANAGEMENT

GROUP, INC.

4900 Woodway, Suite 545 * Houston, Texas 77056 * (713) 626-5741 * 1-800-683-3644 * FAX (713) 626-5742

MONEY MARKET RATE REVIEW

7 DAY AVG WEEK ENDING	CAT	30-DAY	90-DAY	180-DAY	2 YEAR	FED	ON
	DWS Govt Cash * SIMPLE **	T BILL **	T BILL **	T BILL **	NOTE **	FUNDS **	REPOS **
10/14/11	0.03%	0.005%	0.015%	0.046%	0.290%	0.070%	0.034%
10/07/11	0.03%	-0.003%	0.003%	0.036%	0.260%	0.069%	0.036%
09/30/11	0.03%	-0.011%	0.011%	0.034%	0.240%	0.077%	0.064%
09/23/11	0.03%	-0.007%	0.004%	0.017%	0.190%	0.086%	0.057%
AVERAGE	0.03%	0.00%	0.01%	0.03%	0.25%	0.08%	0.05%

* Cash Account Trust Government Securities Portfolio – SEC Registered Money Market Fund for Public Funds – Past Performance does not indicate future results

** Rates as reported on Bloomberg

“TWIST”

Just as I left for vacation, the Fed announced implementation of Operation Twist, in which they will sell shorter dated securities and buy longer maturities. These moves in the Fed’s portfolio should lower long-term rates, while raising short rates – thus “twisting” the yield curve. Indeed, while I was perched at 10,000 feet in Colorado, the ten year Treasury yield dropped like a rock from one of those cliffs, “bottoming” at 1.71% on 9/22. During these last two weeks back at sea level, market yields would suggest nothing ever happened; thirty and ninety day bills still sit at 0.01%, and the ten year yields 2.23%.

The flow of real investment funds still ultimately controls markets and prevails over expectations and anticipation. It is our perception that a virtual flood of money is seeking safe harbor in the U.S., as financial turmoil and uncertainty roils through Europe and other parts of the world. Even U.S. based multi-national megacorporations are repatriating hordes of cash warehoused in foreign subsidiaries to avoid U.S. corporate income taxation; they are willing to pay the tax burden just to hold the dollars in domestic safety. And the ultimate safety and liquidity of those funds lies in investment in short Treasury bills – even at 0%. Longer maturity yields went “back up”, in our view, because that flow of funds would not bear the market risk of further maturity extension at the lower yield levels.

Investors remain in much the same boring straits they have suffered for months. Fixed-income liquidity portfolio managers, such as public fund treasurers, will continue to endure near 0% rates; risks of maturity extension are under-rewarded and unwarranted. Private sector investors can still find value in select “blue-chip” stocks paying respectable dividends (around 5%), and in certain high-grade tax-exempt bonds with call features. The view was better from the mountaintop.

10/17/2011

Bob Ross
Joan Alexander

CAT

FUND 250

<i>DATE</i>	<i>DAILY FACTOR</i>	<i>DAILY NOM RATE</i>	<i>NOMINAL 7 DAY AVG</i>
09/01/11	0.00000822	0.03000300%	0.03%
09/02/11	0.00000822	0.03000300%	0.03%
09/03/11	0.00000822	0.03000300%	0.03%
09/04/11	0.00000822	0.03000300%	0.03%
09/05/11	0.00000822	0.03000300%	0.03%
09/06/11	0.00000822	0.03000300%	0.03%
09/07/11	0.00000822	0.03000300%	0.03%
09/08/11	0.00000822	0.03000300%	0.03%
09/09/11	0.00000822	0.03000300%	0.03%
09/10/11	0.00000822	0.03000300%	0.03%
09/11/11	0.00000822	0.03000300%	0.03%
09/12/11	0.00000822	0.03000300%	0.03%
09/13/11	0.00000822	0.03000300%	0.03%
09/14/11	0.00000822	0.03000300%	0.03%
09/15/11	0.00000822	0.03000300%	0.03%
09/16/11	0.00000822	0.03000300%	0.03%
09/17/11	0.00000822	0.03000300%	0.03%
09/18/11	0.00000822	0.03000300%	0.03%
09/19/11	0.00000822	0.03000300%	0.03%
09/20/11	0.00000822	0.03000300%	0.03%
09/21/11	0.00000822	0.03000300%	0.03%
09/22/11	0.00000822	0.03000300%	0.03%
09/23/11	0.00000822	0.03000300%	0.03%
09/24/11	0.00000822	0.03000300%	0.03%
09/25/11	0.00000822	0.03000300%	0.03%
09/26/11	0.00000822	0.03000300%	0.03%
09/27/11	0.00000822	0.03000300%	0.03%
09/28/11	0.00000822	0.03000300%	0.03%
09/29/11	0.00000822	0.03000300%	0.03%
09/30/11	0.00000822	0.03000300%	0.03%

Average rate: 0.03%
Compound effective yield: 0.03%

TexPool Monthly Rate History for 2011

Month	Average Monthly Rate	Average Monthly Factor	Average Monthly 7 Day Rate	Average Monthly Balance	WAM Days ⁽¹⁾	WAM Days ⁽²⁾	Participants
JAN	0.1587%	0.000004347	0.1590%	\$18,035,039,907.67	36	65	2,245
FEB	0.1470%	0.000004029	0.1471%	\$19,760,674,118.76	48	75	2,246
MAR	0.1461%	0.000004004	0.1481%	\$18,444,314,820.20	46	76	2,247
APR	0.1122%	0.000003075	0.1160%	\$17,679,707,433.05	45	78	2,248
MAY	0.0838%	0.000002295	0.0832%	\$17,042,319,358.86	43	82	2,248
JUN	0.0793%	0.000002173	0.0827%	\$16,151,784,319.17	43	84	2,248
JUL	0.0665%	0.000001822	0.0597%	\$15,453,221,235.91	43	80	2,248
AUG	0.0851%	0.000002332	0.0900%	\$14,596,120,185.28	46	83	2,248
SEP	0.0929%	0.000002545	0.0917%	\$13,993,250,128.26	48	83	2,249

Performance data quoted represents past performance which is no guarantee of future results. Investment return will fluctuate. The value of an investment when redeemed may be worth more or less than the original cost. Current performance may be higher or lower than performance stated.

- (1) "WAM Days" is the mean average of the periods of time remaining until the securities held in TexPool (a) are scheduled to be repaid, (b) would be repaid upon a demand by TexPool, or (c) are scheduled to have their interest rate readjusted to reflect current market rates. Securities with adjustable rates payable upon demand are treated as maturing on the earlier of the two dates set forth in (b) and (c) if their scheduled maturity is 397 days or less; and the later of the two dates set forth in (b) and (c) if their scheduled maturity is more than 397 days. The mean is weighted based on the percentage of the amortized cost of the portfolio invested in each period.
- (2) "WAM Days" is calculated in the same manner as the described in footnote 1, but is based solely on the periods of time remaining until the securities held in TexPool (a) are scheduled to be repaid or (b) would be repaid upon a demand by TexPool, without reference to when interest rates of securities within TexPool are scheduled to be readjusted.
- (3) All current yields for TexPool Prime, for each date, reflect a waiver of some of all management fees.


AMERICAN BANK, N.A.

Aransas County
ATTN: Alma Cartwright
301 N Live Oak
Rockport, Texas 78382

AMERICAN BANK Held for Aransas County
9/30/2011

Security Description	Par Value	Rate	Due Date	Cusip#
Discover Bank	250,000.00	0.750%	8/19/2013	254670Q39
Ally Bank UT	248,000.00	0.800%	8/19/2013	02005QSP9
BMW Bank of NA	250,000.00	0.000%	8/17/2012	05568PR25
Goldman Sachs Bank	250,000.00	0.000%	9/3/2013	3814264K8
	<u>998,000.00</u>			

Prepared by:


Belinda G. Garza

RECEIVED

OCT 12 2011

TREASURER'S OFFICE

AMERICAN BANK, N.A.

Aransas County
 ATTN: Alma Cartwright
 301 N Live Oak
 Rockport, Texas 78382

Pledged Securities
 9/30/2011

Security Description	Par Value	Rate	Due Date	Fair Value	Receipt #
NEEDVILLE TX ISD	690,000.00	3.50%	2/1/2014	735,926.40	
STANTON TX ISD	580,000.00	3.50%	2/15/2014	601,367.19	
BROWN CNTY	625,000.00	4.00%	9/1/2015	689,525.00	
STANTON TX ISD	610,000.00	4.00%	2/15/2016	636,632.59	
YOAKUM COUNTY TX	775,000.00	4.00%	2/15/2016	822,476.50	
CAMERON ISD	395,000.00	4.00%	2/15/2017	439,137.30	
ROANOKE TX	200,000.00	4.00%	8/15/2017	221,340.00	
DRISCOLL TX ISD	255,000.00	4.00%	8/15/2017	286,645.50	
MEDINA VALLEY ISD	540,000.00	4.00%	2/15/2018	597,915.00	
MCLENNAN CNTY TX	725,000.00	4.00%	6/1/2018	775,786.25	
ROBERT LEE TX ISD	320,000.00	4.00%	8/15/2018	337,782.40	
NORTHSIDE TX ISD	625,000.00	4.00%	8/15/2019	699,256.25	
LA FERIA TX ISD	485,000.00	4.00%	2/15/2021	532,578.50	
CORPUS CHRISTI	690,000.00	4.00%	3/1/2022	728,985.00	
FRIENDSWOOD TX	490,000.00	4.45%	3/1/2023	539,612.50	
Total Pledged	8,005,000.00			8,644,966.38	

FDIC Coverage

250,000.00

Total Coverage

8,894,966.38

Balances at 9/30/2011

3,202,404.63

Percentage Covered

278%


Rate of Interest at 10/1/2011

0.00%

Prepared by:

Belinda G. Garza
 Belinda G. Garza

RECEIVED
 OCT 12 2011
TREASURER'S OFFICE



Wells Fargo Bank, N.A.
 608 Second Avenue S., MAC# N9303-050
 Minneapolis, MN 55402

WILLIAM GREER
 (713)319-1119

RECEIVED
 OCT 12 2011
 TREASURER'S OFFICE

Bank Safekeeping Statement
Wells Fargo Bank, N.A.

Statement Period
09/01/2011 - 09/30/2011

ARANSAS CNTY 2011 FLOOD CAPITAL PROJECTS
 ATTN: COUNTY TREASURER

Account Number
 [REDACTED]

Account Value Summary

This summary does not reflect the value of unpriced securities or overnight repurchase agreements.

	Amount Last Statement Period	Amount This Statement Period	% Portfolio
Cash	\$ 0.00	\$ 0.00	0%
Money Market Mutual Funds	0.00	0.00	0%
Bonds	0.00	500,000.00	100%
Stocks	0.00	0.00	0%
Total Account Value	\$ 0.00	\$ 500,000.00	100%
Value Change Since Last Statement Period		\$ 500,000.00	
Percent Increase Since Last Statement Period		N/A	
Value Last Year-End		\$ N/A	
Percent Increase Since Last Year-End		N/A	

Income Summary

	This Period	Year-To-Date
Interest	\$ 0.00	\$ 0.00
Dividends/Capital Gains	0.00	0.00
Money Market Mutual Funds Dividends	0.00	0.00
Other	0.00	0.00
Income Total	\$ 0.00	\$ 0.00

Money Market Mutual Funds Summary

Description	Amount
Opening Balance	\$ 0.00
Deposits and Other Additions	0.00
Distributions and Other Subtractions	0.00
Income Earned	0.00
Closing Balance	\$ 0.00



ARANSAS CNTY 2011 FLOOD CAPITAL PROJECTS

Statement Ending: September 30, 2011

Account Number: [REDACTED]

Portfolio Holdings *Security positions held with Wells Fargo Bank N.A.*

CUSIP	Description	Maturity Date	Coupon	Current Par / Original Par	Market Price*	Market Value	Original Par Pledged**	Callable
Bonds								
451769AH6	ILLINI BANK IL INTEREST BEARING CERTIFICATE OF DEPOSIT	01/30/12	0.150%	250,000.000	100.000	250,000.00		N
307812HE0	FARMERS & MERCHANTS INT BEARING CERT OF DEP	07/30/12	0.250%	250,000.000	100.000	250,000.00		N
				500,000.000		500,000.00	0.00	

*See important information regarding security pricing on Page 2.

**Total amount that is pledged to or held for another party or parties. Refer to the Pledge Detail Report for more information.

Daily Account Activity

Your investment transactions during this statement period.

Transaction / Trade Date	Settlement / Effective Date	Activity	CUSIP	Description	Par / Quantity	Price	Principal Amount	Income Amount	Debit / Credit Amount
09/30/11	09/30/11	Received	307812HE0	FARMERS & MERCHANTS INT	250,000.00				
09/30/11	09/30/11	Received	451769AH6	ILLINI BANK IL INTEREST	250,000.00				

Cash Activity

Transaction / Trade Date	Settlement / Eff. Date	Activity	Description	Debit Amount / Disbursements	Credit Amount / Receipts
09/29/11	09/29/11	Cash Journal	WT IN AM BANK		500,000.00
09/30/11	09/30/11	Cash Disbursement	AUTO SK 092711 O2321	250,000.00	
09/30/11	09/30/11	Cash Disbursement	AUTO SK 092711 O2699	250,000.00	

RECEIVED
OCT 1 2 2011
TREASURER'S OFFICE

[REDACTED]

|||



Wells Fargo Securities, LLC
 1000 LOUISIANA
 HOUSTON, TX 77002

WILLIAM GREER
 (713)319-1119

RECEIVED
 OCT 12 2011
 TREASURER'S OFFICE

Statement Period

09/01/2011 - 09/30/2011

Your Investment Account(s)

ARANSAS COUNTY
 ATTN: COUNTY TREASURER

Account Number
 [REDACTED]

Account Value Summary

This summary does not reflect the value of unpriced securities or overnight repurchase agreements.

	Amount Last Statement Period	Amount This Statement Period	% Portfolio
Cash	\$ 0.00	\$ 0.00	N/A
Money Market Mutual Funds	0.00	0.00	N/A
Bonds	0.00	0.00	N/A
Stocks	0.00	0.00	N/A
Total Account Value	\$ 0.00	\$ 0.00	N/A
Value Change Since Last Statement Period		\$ 0.00	
Percent Increase Since Last Statement Period			N/A
Value Last Year-End		\$ N/A	
Percent Increase Since Last Year-End			N/A

Income Summary

	This Period	Year-To-Date
Interest	\$ 0.00	\$ 0.00
Dividends/Capital Gains	0.00	0.00
Money Market Mutual Funds Dividends	0.00	0.00
Other	0.00	0.00
Income Total	\$ 0.00	\$ 0.00

Money Market Mutual Funds Summary

Description	Amount
Opening Balance	\$ 0.00
Deposits and Other Additions	0.00
Distributions and Other Subtractions	0.00
Income Earned	0.00
Closing Balance	\$ 0.00

ARANSAS COUNTY

Account Number: [REDACTED]

Daily Account Activity

Your investment transactions during this statement period.

Transaction / Trade Date	Settlement / Effective Date	Activity	CUSIP	Description	Par / Quantity	Price	Principal Amount	Income Amount	Debit / Credit Amount
Transaction Activity									
09/27/11	10/05/11	Purchased	07370TCN1	BEAL BANK SSB INT BEAR CERT OF	250,000.00	100.0000000	(250,000.00)	0.00	(250,000.00)

RECEIVED
OCT 12 2011
TREASURER'S OFFICE





Statement Period

08/01/2011 - 08/31/2011

Wells Fargo Securities, LLC
1000 LOUISIANA
HOUSTON, TX 77002

WILLIAM GREER
(713)319-1119

Your Investment Account(s)

ARANSAS COUNTY
ATTN: COUNTY TREASURER

Account Number
[REDACTED]

Account Value Summary

This summary does not reflect the value of unpriced securities or overnight repurchase agreements.

	Amount Last Statement Period	Amount This Statement Period	% Portfolio
Cash	\$ 0.00	\$ 0.00	N/A
Money Market Mutual Funds	0.00	0.00	N/A
Bonds	0.00	0.00	N/A
Stocks	0.00	0.00	N/A
Total Account Value	\$ 0.00	\$ 0.00	N/A
Value Change Since Last Statement Period		\$ 0.00	
Percent Increase Since Last Statement Period			N/A
Value Last Year-End		\$ 0.00	
Percent Increase Since Last Year-End			N/A

Income Summary

	This Period	Year-To-Date
Interest	\$ 0.00	\$ 0.00
Dividends/Capital Gains	0.00	0.00
Money Market Mutual Funds Dividends	0.00	0.00
Other	0.00	0.00
Income Total	\$ 0.00	\$ 0.00

Money Market Mutual Funds Summary

Description	Amount
Opening Balance	\$ 0.00
Deposits and Other Additions	0.00
Distributions and Other Subtractions	0.00
Income Earned	0.00
Closing Balance	\$ 0.00



ARANSAS COUNTY
 Account Number: 2903

Statement Ending:

Daily Account Activity

Your investment transactions during this statement period.

Transaction / Trade Date	Settlement / Effective Date	Activity	CUSIP	Description	Par / Quantity	Price	Principal Amount	Income Amount	Debit / Credit Amount
Transaction Activity									
08/12/11	08/17/11	Purchased	02005QSP9	ALLY BANK UT INTEREST BEARING	248,000.00	100.0000000	(248,000.00)	0.00	(248,000.00)
08/12/11	08/17/11	Purchased	254670Q39	DISCOVER BANK DE INT BEARING	250,000.00	100.0000000	(250,000.00)	0.00	(250,000.00)
08/12/11	08/17/11	Reversal	02005QSP9	ALLY BANK UT INTEREST BEARING	(248,000.00)	100.0000000	248,000.00	0.00	248,000.00
08/12/11	08/17/11	Reversal	254670Q39	DISCOVER BANK DE INT BEARING	(250,000.00)	100.0000000	250,000.00	0.00	250,000.00
08/19/11	08/19/11	Delivered	02005QSP9	ALLY BANK UT INTEREST BEARING	(248,000.00)				
08/19/11	08/19/11	Delivered	05568PR25	BMW BANK NORTH AMERICA INT	(250,000.00)				
08/19/11	08/19/11	Delivered	254670Q39	DISCOVER BANK DE INT BEARING	(250,000.00)				
08/12/11	08/19/11	Purchased	02005QSP9	ALLY BANK UT INTEREST BEARING	248,000.00	100.0000000	(248,000.00)	(10.87)	(248,010.87)
08/12/11	08/19/11	Purchased	05568PR25	BMW BANK NORTH AMERICA INT	250,000.00	100.0000000	(250,000.00)	0.00	(250,000.00)
08/12/11	08/19/11	Purchased	254670Q39	DISCOVER BANK DE INT BEARING	250,000.00	100.0000000	(250,000.00)	(10.27)	(250,010.27)
08/19/11	08/19/11	Received	02005QSP9	ALLY BANK UT INTEREST BEARING	248,000.00				
08/19/11	08/19/11	Received	05568PR25	BMW BANK NORTH AMERICA INT	250,000.00				
08/19/11	08/19/11	Received	254670Q39	DISCOVER BANK DE INT BEARING	250,000.00				
08/22/11	08/22/11	Delivered	02005QSP9	ALLY BANK UT INTEREST BEARING	(248,000.00)				
08/22/11	08/22/11	Delivered	05568PR25	BMW BANK NORTH AMERICA INT	(250,000.00)				
08/22/11	08/22/11	Delivered	254670Q39	DISCOVER BANK DE INT BEARING	(250,000.00)				
08/31/11	08/31/11	Delivered	3814264K8	GOLDMAN SACHS BK NY INT	(250,000.00)				
08/24/11	08/31/11	Purchased	3814264K8	GOLDMAN SACHS BK NY INT	250,000.00	100.0000000	(250,000.00)	0.00	(250,000.00)

Cash Activity

Transaction / Trade Date	Settlement / Eff. Date	Activity	Description	Debit Amount / Disbursements	Credit Amount / Receipts
08/19/11	08/19/11	Cash Journal	VS 02005QSP9 - ALLY BANK UT		248,010.87
08/19/11	08/19/11	Cash Journal	VS 05568PR25 - BMW BANK		250,000.00
08/19/11	08/19/11	Cash Journal	VS 254670Q39 - DISCOVER BANK D		250,010.27
08/19/11	08/19/11	Cash Journal	ITFDCU FAIL RECREATED	250,000.00	
08/19/11	08/19/11	Cash Journal	ITFDCU FAIL RECREATED	248,010.87	
08/19/11	08/19/11	Cash Journal	ITFDCU FAIL RECREATED	250,010.27	
08/22/11	08/22/11	Cash Journal	VS 02005QSP9 - ALLY BANK UT		248,010.87
08/22/11	08/22/11	Cash Journal	VS 05568PR25 - BMW BANK		250,000.00
08/22/11	08/22/11	Cash Journal	VS 254670Q39 - DISCOVER BANK D		250,010.27
08/31/11	08/31/11	Cash Journal	VS 3814264K8 - GOLDMAN SACHS B		250,000.00

